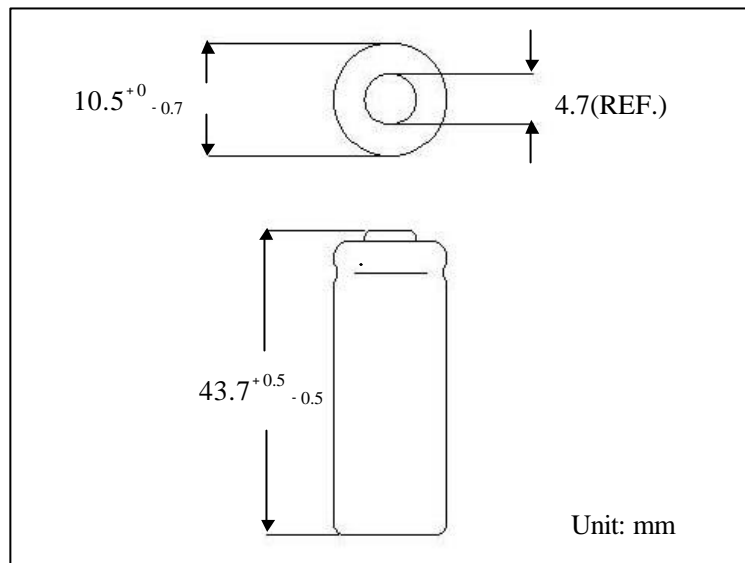
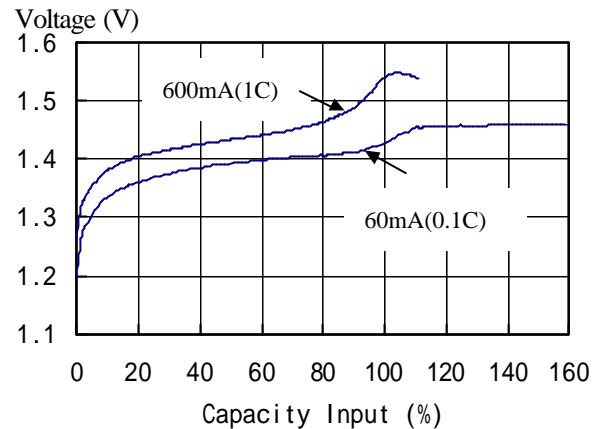


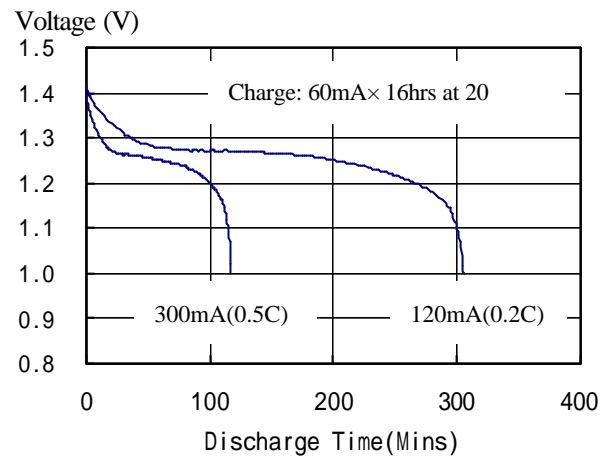
Type	: Rechargeable Nickel Metal Hydride Cylindrical Cell	
Nominal Dimension (with Sleeve)	: $\phi=10.5\text{mm}$ H =44.0mm	
Discharge	: Recommended Max discharge current 1800mA	
Nominal Voltage	: 1.2V	
Capacity	: Minimum: 600mAh Typical: 630mAh When discharged at 120mA to 1.0V at 20	
Standard Charge	: 60mA for 16hrs at 20	
Fast Charge	: 300mA to 600mA (0.5C to 1C) Charge termination control recommended Control parameters: - V : 5 ~ 10mV DT/dt : 0.8 ~ 1 /min TCO : 45 ~ 50 Timer : 105% nominal input	
Service Life	: > 500 cycles (IEC standard)	
Continuous Overcharge	: 60mA maximum current for 28 days No conspicuous deformation and/or leakage	
Weight (approximate)	: 12.0g	
Internal Resistance	: 28 m upon fully charged at 1000Hz	
Charge Retention	: 70% (IEC standard)	
Ambient Temperature Range (Recommended)	Standard Charging	: 0 to 45
	Fast Charging	: 10 to 35
	Discharging	: - 20 to 60
	Storage	: - 20 to 35



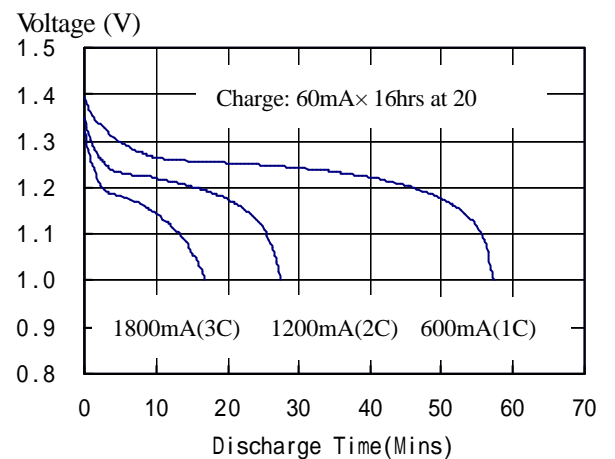
Charge



Low Rate Discharge



High Rate Discharge



* The information contained in this document is for reference only and should not be used as a basis for product guarantee or warranty. For applications other than those described here, please consult C-POWER.

Note: All the above values subject to change without prior notice.