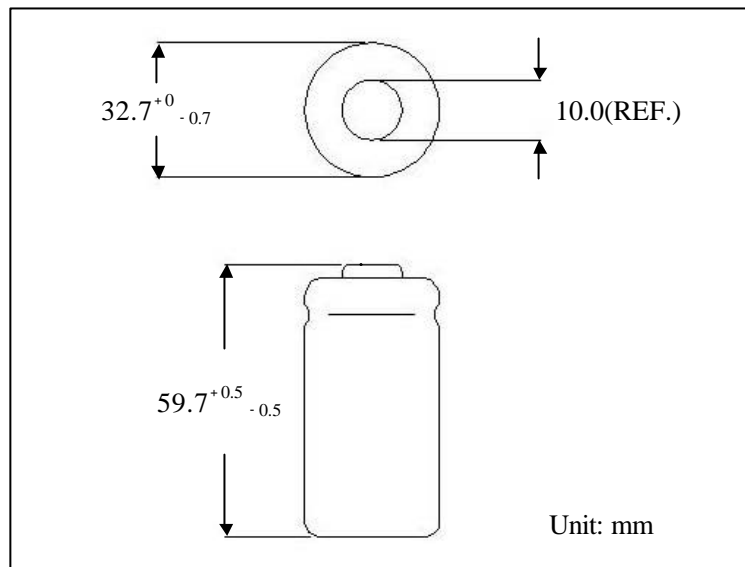
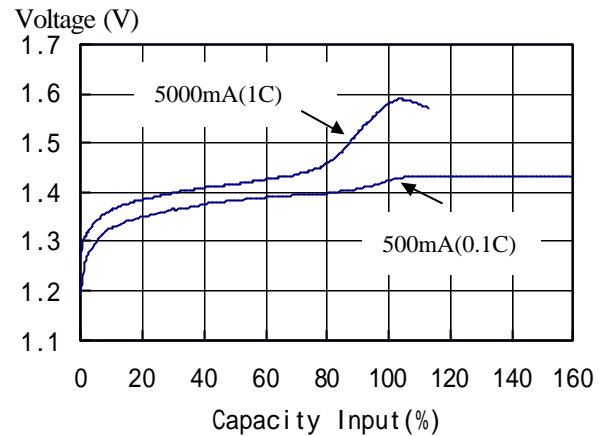


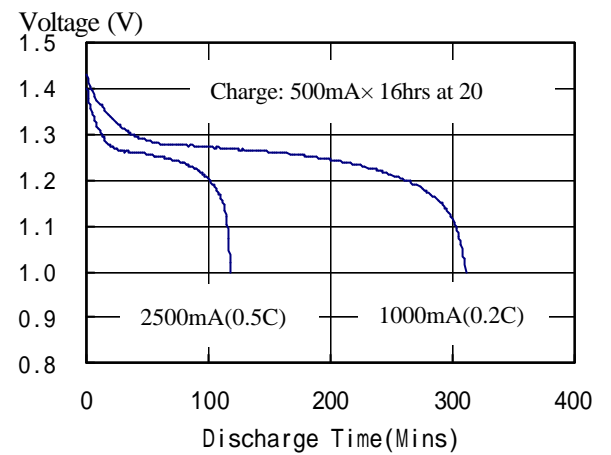
| | |
|-----------------------------------------|-------------------------------------------------------------------------------------------------------------------------------------------------------------------------------------------|
| Type | : Rechargeable Nickel Cadmium Cylindrical Cell |
| Nominal Dimension (with Sleeve) | : $\phi=32.7\text{mm}$ H =60.0mm |
| Discharge | : Recommended Max discharge current 15000mA |
| Nominal Voltage | : 1.2V |
| Capacity | : Minimum: 5000mAh Typical: 5250mAh When discharged at 1000mA to 1.0V at 20 |
| Standard Charge | : 500mA for 16hrs at 20 |
| Fast Charge | : 2500mA to 5000mA (0.5C to 1C) Charge termination control recommended Control parameters: - V : 5 ~ 10mV DT/dt : 0.8 ~ 1 /min TCO : 45 ~ 50 Timer : 105% nominal input |
| Service Life | : > 500 cycles (IEC standard) |
| Continuous Overcharge | : 500mA maximum current for 28 days No conspicuous deformation and/or leakage |
| Weight (approximate) | : 145.0g |
| Internal Resistance | : 5m upon fully charged at 1000Hz |
| Charge Retention | : 70% (IEC standard) |
| Ambient Temperature Range (Recommended) | : Standard Charging : 0 to 45 Fast Charging : 10 to 35 Discharging : - 20 to 60 Storage : - 20 to 35 |



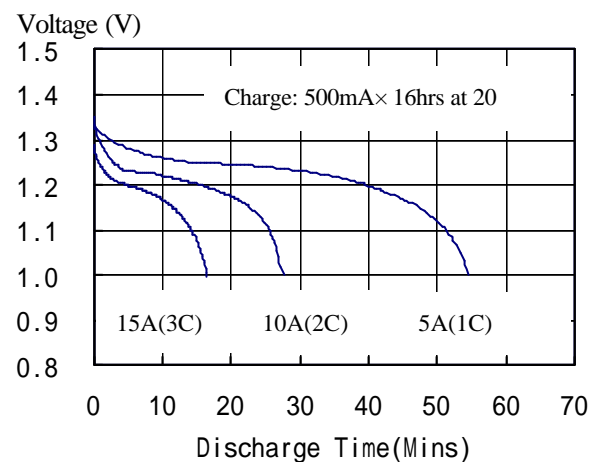
Charge



Low Rate Discharge



High Rate Discharge



* The information contained in this document is for reference only and should not be used as a basis for product guarantee or warranty. For applications other than those described here, please consult C-POWER.

Note: All the above values subject to change without prior notice.